


# MY GARDEN OF EDEN

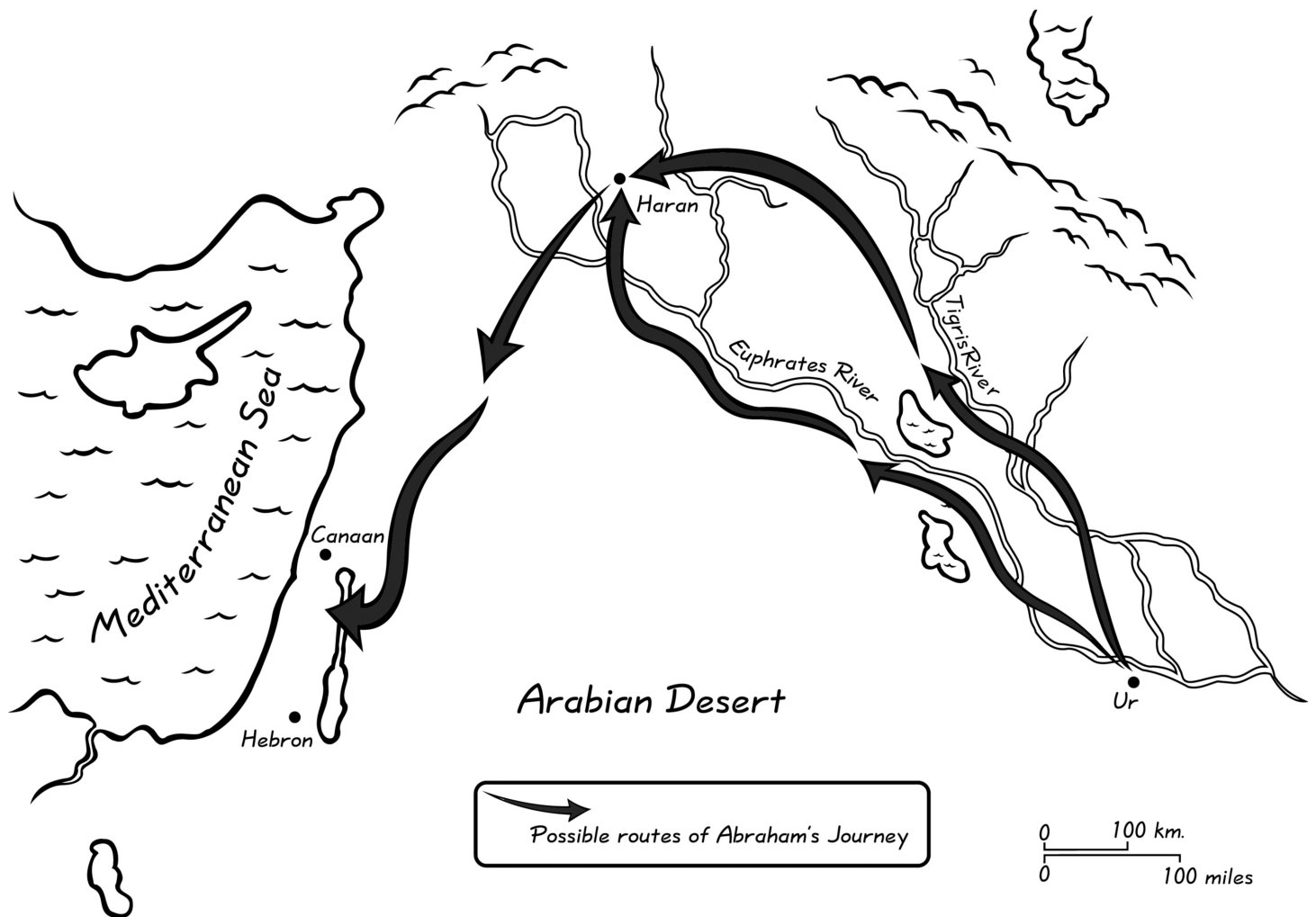
Think about the gift of a perfect world from God. What would be a part of your perfect world? Draw and color a picture of this world. Share with your family.



Name \_\_\_\_\_

# ABRAHAM'S JOURNEY

Think about who you trust and why. God is the most trustworthy person in your life. Decorate and label the map below and remember you can trust God with everything!



Name \_\_\_\_\_

# GOD KNOWS BEST

Remember that God knows the best things for us. God knew what was best for Joseph too. Color this picture of Joseph and his family. Write today's Bible verse below the picture.



Name \_\_\_\_\_

# EXODUS WORD SEARCH

Solve the puzzle by crossing out the words you find.

M	N	K	M	C	V	D	S	F	F	Z	E	T	V	G
Z	H	Q	V	X	O	B	B	Q	L	Q	X	X	Q	A
T	N	E	I	V	D	U	Y	U	V	P	O	D	M	L
B	L	R	Y	P	Y	X	R	C	U	S	D	U	W	A
A	F	F	P	P	P	W	A	A	U	G	U	O	H	Y
U	K	P	W	I	V	E	E	S	G	Y	S	L	O	E
P	P	W	L	W	T	P	Y	G	E	E	A	C	Y	H
F	I	L	N	N	D	A	Z	J	W	S	G	N	Q	Y
T	A	Y	R	T	X	O	O	U	Z	P	O	Z	E	B
R	Q	F	S	W	D	L	G	D	H	O	J	M	C	N
Z	Y	U	T	M	L	X	J	O	P	J	G	A	R	J
Y	R	I	V	T	J	K	Y	V	D	K	W	D	W	Q
T	H	S	W	U	W	E	C	J	H	N	J	T	W	Y
B	G	X	L	U	Q	L	D	B	V	Z	M	L	V	T
F	I	R	E	U	Q	A	D	P	H	A	R	A	O	H

CLOUD

GOD

COURAGE

MOSES

EGYPT

PHARAOH

EXODUS

PILLAR

FIRE

TRUST

Name \_\_\_\_\_

# THESE ARE THE RULES

Read the Ten Commandments. Listen to class discussion. Why are these old rules important today?  
Color the poster and bring home to share.

1. Do not put any other gods in place of me.
2. Do not make statues of gods that look like anything in the sky or on the earth or in the waters. Do not bow to them or worship them.
3. Do not misuse the name of the Lord your God. The Lord will find guilty anyone who misuses his name.
4. Remember to keep the Sabbath day holy. The seventh day is a Sabbath in honor of the Lord your God. Do not do any work on that day.
5. Honor your father and mother. Then you will live a long time in the land the Lord your God is giving you.
6. Do not commit murder.
7. Do not commit adultery.
8. Do not steal.
9. Do not give false witness against your neighbor.
10. Do not long for anything that belongs to your neighbor.

Name \_\_\_\_\_

# DO EVERYTHING HANDOUT

\_\_\_\_\_ Find something in the classroom to clean up.

\_\_\_\_\_ Say something nice to another student.

\_\_\_\_\_ Read the Bible verse, Exodus 19:8, aloud.

\_\_\_\_\_ Tell someone three things to praise God for.

\_\_\_\_\_ Write “God’s Rules” ten times on a sheet of paper.

\_\_\_\_\_ Get on your knees and tell God three things you’re thankful for.

\_\_\_\_\_ Lie down on the floor and rest for thirty seconds.

\_\_\_\_\_ Do something helpful for another student.

\_\_\_\_\_ Say something nice to a teacher.

\_\_\_\_\_ Sit with your face to the wall and ask God to help you with a specific problem.

Name \_\_\_\_\_

# NEW RULES HANDOUT

**1**

Do not put any other gods in place of me.

**6**

Do not commit murder.

**2**

Do not make statues of gods. Do not bow down to them or worship them.

**7**

Do not commit adultery.

**3**

Do not misuse the name of the Lord your God.

**8**

Do not steal.

**4**

Remember to keep the Sabbath day holy. Do not do any work on that day.

**9**

Do not give false witness.

**5**

Honor your father and mother.

**10**

Do not long for anything that belongs to your neighbor.

## TEN COMMANDMENTS HANDOUT

Do not put any other gods in place of me  
do not make statues of gods that look  
like anything in the sky or the earth or in  
the waters do not bow down to them or  
worship them do not misuse the name of  
the LORD your God the LORD will find guilty  
anyone who misuses his name remember  
to keep the Sabbath day holy do all of your  
work in six days but the seventh day is a  
Sabbath in honor of the LORD your God do  
not do any work on that day honor your  
father and mother then you will live a long  
time in the land the LORD your God is giving  
you do not commit murder do not commit  
adultery do not steal do not give false  
witness against your neighbor do not long  
for anything that belongs to your neighbor

Name \_\_\_\_\_



# LISTEN TO WHO? HANDOUT

---

## SCHOOL DAZE

You and your friends have a social studies assignment. You have to prepare a major presentation on heroes of the Revolutionary War. Your teacher is only giving you three days to get ready, and if you don't do a good job, you could all fail the class. One person believes you can get the job done. One or two others loudly say it's impossible. Everyone else doesn't know what to think. Prepare a skit to show what this conversation might sound like. Who will listen to whom, and why?

---

## GETTING JUSTICE

The school bully is picking on the new kid at school. He steals his lunch tray, hides his glasses, and knocks his books off the desk. Everyone knows about it, but no one is doing anything. Half of your group thinks nothing can be done because the bully will just start hurting other kids. One person thinks somebody should do something. The rest don't know what to think. Prepare a skit to show what this conversation might sound like. Who will listen to whom, and why?

---

## CLEAN-UP MESS-UP

You and your cousins are in your family's garage. It's so full of junk your parents cannot get the car in the garage. They have told you to spend the afternoon cleaning it up because a snowstorm is on the way and they don't want to leave the car outside. Some of you think the job can be done, and some of you think it's so impossible there's no point in trying. Prepare a skit to show what this conversation might sound like. Who will listen to whom, and why?

# TRUST IS THE ISSUE

Work in small groups. List ten characteristics of a trustworthy person that you know. Circle the five most important to you.

## WHAT MAKES A PERSON TRUSTWORTHY?

- 1.
- 2.
- 3.
- 4.
- 5.
- 6.
- 7.
- 8.
- 9.
- 10.

Name \_\_\_\_\_

Get a partner. Solve the secret code to fill in the blanks.

<b>R</b>	<b>A</b>		<b>A</b>							<b>S</b>		<b>A</b>	.		<b>S</b>													
16	2	17	2	25		17	20	4	9	20	10		26	13	11	17	22	2		23	20	11	17	13	22	4	10	
			<b>R</b>		<b>A</b>																							
	25	20		16	20	2	10	15		12	13		17	20	4	9		9	20	13	9	4	20		12	13	13	.

Name \_\_\_\_\_

# CHOICES

Think about making choices. Some are easy and some are hard. Circle the statements that tell about a right choice. Then star the ones that you think would be easy choices to make the right decision.

1. You are arguing with your best friend about a game. You stop yelling and talk about the rules in a reasonable way.
2. Your mother has told you five times to clean your bedroom before you play any video games or go on the computer. You sneak the laptop out from under your bed and sign onto your email account.
3. Your class is planning a field trip to the aquarium. You need to do a report on one of the types of fish you will see. You love dolphins and so does your friend Carl. When he starts his report you ask him for all of his research.
4. Raising money for your Boy Scout troop is hard. You tell your troop leader that your mother has said you cannot participate in fundraising this year even though she has always helped you sell popcorn.
5. Your little sister Angel broke her arm. She is sad and lonely in the house all day. Instead of going swimming with your friends you stay home and play dolls with her before she takes her nap.
6. Mom is not feeling well and Dad is working two jobs. The house is a mess but you do not really notice. When Mom says something you tell her to not worry and go bike riding instead of offering to help.
7. You have been told many times that you have a nice singing voice. The pastor has asked you many times to join the children's choir but you refuse. It is Easter and the worship director has asked you again to sing with the rest of the children. You say yes and ask when practices will be held.
8. All of the girls in your group are talking about the new boy in class. He is from Panama and does not speak English very well. You tell them to stop and they laugh at you. You decide to walk away and see if Tomas needs help rather than mocking.
9. Cheating is so easy in Mr. Leonard's science lab. You are partners with the best science student in your class. You can see his lab book and begin to copy his work into your book.
10. Mom says to get up and get ready for church and you are tired. You cover your head and go back to sleep. After five tries to wake you, your family leaves for services and you are left behind.

Name \_\_\_\_\_

# THANK YOU!

There are many kind people in our lives. Thank someone in your life. Write a thank you note and decorate.

A large, empty rectangular area with a thick gray border, intended for writing a thank you note. The area is white and occupies most of the lower half of the page.

Name \_\_\_\_\_

# PRAYER JOURNAL PAGES

My prayer today is ...

Date \_\_\_\_\_

For myself

For \_\_\_\_\_

Praise

Thanksgiving

My prayer today is ...

Date \_\_\_\_\_

For myself

For \_\_\_\_\_

Praise

Thanksgiving

Name \_\_\_\_\_

# IN SIX SCENES

Think about the story of David and Goliath. In the spaces below, retell the story in your own words. Decide which six parts are the most important to show and share.

**1****2****3****4****5****6**

Name \_\_\_\_\_

# REPENT AND FORGIVE

Read Psalm 51:1–12. Make two lists. In one column, lists the things David is sorry for. In the other column, list what David asks God for.

What Is David Sorry For?	What Does David Ask God For?
<ul style="list-style-type: none"><li>•</li><li>•</li><li>•</li><li>•</li><li>•</li><li>•</li><li>•</li><li>•</li><li>•</li><li>•</li></ul>	<ul style="list-style-type: none"><li>•</li><li>•</li><li>•</li><li>•</li><li>•</li><li>•</li><li>•</li><li>•</li><li>•</li><li>•</li></ul>



# WHITE AS SNOW WORD BANK

Read the words below. Use them to write two sentences, one about being sorry and one about being forgiven. Use as many words in each list as you can.

## “I’m Sorry” Words

sorry	turn around	bad	unhappy
apologize	sad	regret	sin
wrong	repent	evil	miserable

Write your sentence here:

---

---

## “I’m Forgiven” Words

forgive	love	pardon	clean
pure	sing	kind	right
joy	snow	wash	gladness

Write your sentence here:

---

---

Name \_\_\_\_\_

# I AM REALLY SORRY

Work in a group. Write a prayer or song that tells God how sorry you are for sinning against him. Ask for forgiveness and then thank him!



A large white rectangular area with horizontal lines for writing, set against a dark gray background. The lines are evenly spaced and cover the majority of the central area, providing space for a group to write a prayer or song.

Name \_\_\_\_\_

# PROVERBS FOR TODAY

Read each of the proverbs below. Then write it again in words that your friends will understand.

**Proverbs 1:7:** If you really want to gain knowledge, you must begin by having respect for the LORD. But foolish people hate wisdom and training.

---

---

---

**Proverbs 3:3:** Don't let love and truth ever leave you. Tie them around your neck. Write them on the tablet of your heart.

---

---

---

**Proverbs 3:7:** Don't be wise in your own eyes. Have respect for the LORD and avoid evil.

---

---

---

**Proverbs 3:12:** The LORD trains those he loves. He is like a father who trains the son he is pleased with.

---

---

---

**Proverbs 20:17:** Food gained by cheating tastes sweet to a man. But he will end up with a mouth full of sand.

---

---

---

**Proverbs 21:23:** Anyone who is careful about what he says keeps himself out of trouble.

---

---

---

# THIS IS SOLOMON

Think about Solomon and about wisdom. How can you tell a person has wisdom? Write words that describe a wise person like Solomon. Color this picture to help you remember to be wise as well.



Name \_\_\_\_\_

# DIVIDED KINGDOM MAP

Listen to the story of the Divided Kingdom and follow the directions.



Name \_\_\_\_\_

# MY MISTAKE

Read these together. What mistake was made? What can we learn from the mistake?

You are supposed to feed the family fish. Yesterday you forgot. Today you remember just as you are leaving the house. But you are already late, and you can't find the fish food. When you get home from school, the fish is floating at the top of the tank.

Mistake?

Lesson?

When you were a block away from school, you realize you forgot your math book. But you want to walk home with your best friend, so you don't go back. The next day, the teacher gives a pop quiz based on the homework you didn't do.

Mistake?

Lesson?

Your mom gave you money to go to the corner store and get a loaf of bread. On the way there, you stopped to throw a football with your neighbor. Now you're at the store and you can't find the money.

Mistake?

Lesson?

At lunch recess you saw some kids you know picking on someone two grades below you. You figure a teacher will see and you just keep walking. Later you find out the younger child has a broken nose.

Mistake?

Lesson?

Your little sister is hysterical because she can't find her favorite stuffed toy. You know it's under the couch cushion, but you leave the room without saying anything. Your sister cries all night.

Mistake?

Lesson?

Name \_\_\_\_\_

# BIBLE SEARCH

With partners, look for three Bible people that have learned about God's love through their mistakes. Write the name, Bible location, and a brief summary. Be ready to share.

## 1. BIBLE CHARACTER: \_\_\_\_\_

Bible Location: \_\_\_\_\_

Bible Story Summary: \_\_\_\_\_

\_\_\_\_\_

\_\_\_\_\_

Lesson Learned: \_\_\_\_\_

## 2. BIBLE CHARACTER: \_\_\_\_\_

Bible Location: \_\_\_\_\_

Bible Story Summary: \_\_\_\_\_

\_\_\_\_\_

\_\_\_\_\_

Lesson Learned: \_\_\_\_\_

## 3. BIBLE CHARACTER: \_\_\_\_\_

Bible Location: \_\_\_\_\_

Bible Story Summary: \_\_\_\_\_

\_\_\_\_\_

\_\_\_\_\_

Lesson Learned: \_\_\_\_\_

Name \_\_\_\_\_

# ENCOURAGEMENT BIBLE VERSE HUNT

Go to each station and read the marked Bible verse. Then in the spaces below, write in your own words how each verse encourages you.

**Jeremiah 29:11**

**Joshua 1:9**

**Psalms 121:1-2**

**Colossians 1:23**

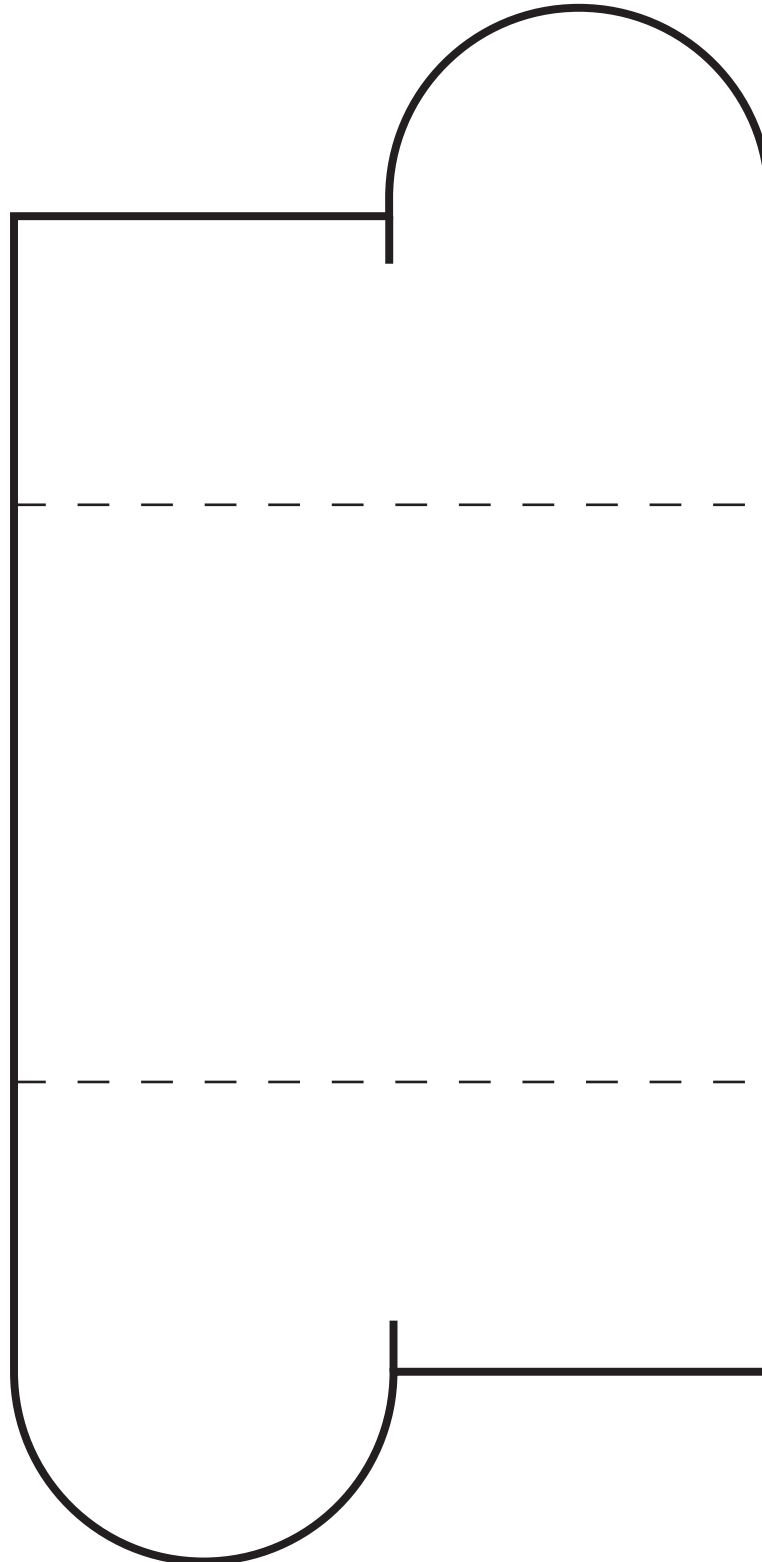
**Philippians 4:4**

Name \_\_\_\_\_



# ENCOURAGEMENT CARD

Instructions: Cut out the card on the heavy lines. Fold toward the center on the dashed lines. Lock the two pieces together by cutting on the small slits. Choose a verse from the Encouragement Verses handout and glue it inside your card.



# ENCOURAGEMENT VERSES

Use the verses below to complete your Encouragement Card.

**You are all around  
me. You are behind  
me and in front of  
me. You hold me in  
your power.**

**Psalms 139:5**

**The Lord loves us  
very much. His loving  
concern never fails.  
His great love is new  
every morning.**

**Lamentations 3:22–23**

**Come, let us sing  
with joy to the Lord.  
Let us give a loud  
shout to the Rock  
who saves us.**

**Psalms 95:1**

**I thank my God every  
time I remember you.  
In all my prayers for  
all of you, I always  
pray with joy.**

**Philippians 1:3–4**

Name \_\_\_\_\_

# NEVER FEEL DISCOURAGED!

There are many words that can be said that help give us encouragement and make us feel as though we can do whatever we need to do! Use the word bank. Find the words in the puzzle. Then use five of those words in sentences that could be encouraging to a friend in need.

K W T E M S L N I K C W Y R C W D V D H  
 I M D V E N C O U R A G E O B R A V E Z  
 J B G I B C V S V O N Y U Q A S K J W B  
 O J X T G O J F U E A R O W Q Y A B M M  
 N M W R O N A C U R A P M G Z E M D T X  
 P H H O P C O J P G I V C K T N R Y O Z  
 S S K P A E B N E W N K D F B K V P O V  
 T P V P D R Z A C O X U Q Y B U I P Q V  
 C O V U P N X E Z Z L R I U B H E C W P  
 J H G S I L M G W X Y U U X S E Q R Z V  
 Z Y O E D E G G O Y G P Q D Q Q C E R X  
 K L R K T I S G V Y U L N Q U S I H E I  
 Y L T H S H R O V H D E E B N B Z G P H  
 T Z I J A G E D Z H I T Y A R O O H L G  
 N E X R V J T R R R A E Y T H G C F E D  
 B W Q B X Y I B F B N N J L U N Z Y H L  
 K V Y A E I E L D L X N B Z O A M K U G  
 K C S X O L L Q E W H U C E Q D G I N N  
 A K K C D D J R A X C S I N P N N Q M J  
 N E N M X F E Q G U R N R L E Z R M E T

## WORD BANK

BRAVE  
 CONCERN  
 COURAGE  
 ELIJAH  
 ENCOURAGE  
 FRIENDSHIP  
 GOD  
 HELPER  
 HOORAY  
 LOVE  
 PRAYER  
 SUPPORTIVE  
 TOGETHER

1. \_\_\_\_\_
2. \_\_\_\_\_
3. \_\_\_\_\_
4. \_\_\_\_\_
5. \_\_\_\_\_

Name \_\_\_\_\_

# TONGUE TWISTERS

Read these tongue twisters nice and slow. Learn the words. Now as a class, speed up the reading. What happens?

**Is there a pleasant peasant present?**

**Picky people pick Peter Pan peanut butter.**

**A big black bug bit a big black bear.**

**Silly Sally swiftly shooed seven silly sheep.  
The seven silly sheep Silly Sally shooed  
shilly-shallied south.**

Name \_\_\_\_\_

# I WILL HELP YOU

God is always ready and willing to help. Think of four times that he has helped you, or that you know he has helped someone you know or have heard about. Draw about those four times and share one with the class. Share with your family too.

Name \_\_\_\_\_

# WHAT HAPPENS?

When we have choices to make, we should really think about how our actions will effect our friendship with God, others, and ourselves. Talk about these questions. What might happen next?

What happens when you flip the light switch?

What happens when you push a doorbell?

What happens when you push "power" on the TV remote?

What happens when you turn a key in a lock?

What happens if you don't put a stamp on a letter when you mail it?

What happens if you hold a lighted match to a roll of newspaper?

What happens if you don't take a library book back when it's due?

What happens if don't take a bath for a month?

What happens if you watch a TV show your parents don't allow you to watch?

What happens if you lie to your mother and she finds out?

What happens if you don't come home from your friend's house when you're supposed to?

What happens if you do the opposite of what your parents ask you to do?

What happens if you watch a movie instead of doing your chores?

What happens if you buy something your parents don't want you to have?

What happens if you do something that is against the law?

Name \_\_\_\_\_

# SEEMS LIKE A PUZZLE

Read these verses. Find in the Bible if necessary, and rearrange so that they make sense. Think about God's never-failing love. Then find two verses yourself about God's never-ending love, and add them to the list.

1. His forever faithful continues love. (2 Chronicles 7:6)

---

---

2. Who forgives you a God are ... love you full are of. (Nehemiah 9:17)

---

---

3. What do is wrong forgive people your you when they. (Micah 7:18)

---

---

4. His love for us how God here is has shown. Died while sinners still Christ us for we were. (Romans 5:8)

---

---

5. \_\_\_\_\_

6. \_\_\_\_\_

Name \_\_\_\_\_

# GOD IS EVERYTHING WE NEED

List as many gifts as you can that come from God. On the back of this sheet write and decorate a thank you note to God.

This image shows a single sheet of white paper with horizontal ruling lines. The lines are evenly spaced and run across the width of the page. There are no margins, text, or other markings on the paper.

Name \_\_\_\_\_



# BIBLE STORY STRIPS

Darius appointed 120 rulers and three main officials, including Daniel.

The two other officials wanted to get rid of Daniel, the best official.

The officials watch Daniel to catch him doing something wrong.

The officials decide to trick King Darius into making a new law.

King Darius signs a new law that says everyone must pray to him.

Daniel goes home and prays with the window open.

Daniel gets down on his knees to thank God.

The officials watch to see if Daniel is going to pray.

The officials tell the king they saw Daniel praying.

The king sends Daniel to the lions' den.

The king seals the lions' den himself.

The king can't eat or sleep or do anything.

The king gets up early and goes to the lions' den.

The king calls for Daniel in the lions' den.

Daniel answers the king and says that God saved him.

# SCENE BY SCENE

Think about the story of Daniel and his great loyalty and love of God. Create a comic story for the Bible story. Include words on the scenes.

**1****2****3****4****5****6**

Name \_\_\_\_\_

# BIBLE VERSE QUESTIONS

---

**“... They will be my people.”**

What is one thing you think would be great  
about being part of God’s people?

---

**“I will be their faithful God.”**

What is another word that means the same as “faithful”?

---

**“I will keep my promise to them.”**

What is one promise that God keeps?

---

## Zechariah 8:8

As a prophet, Zechariah gave the people messages from God.  
What’s your favorite message from God?

# I AM A TEMPLE OF GOD

Think about the promises God has made the promises you have made to God. In the bricks below write down the ones that are helping you build a strong relationship with God.


Name \_\_\_\_\_

# CHARACTER SKETCHES

As a group read each character description. When you are in groups, help to design a picture of model of the character that your group has been assigned. Use available art supplies.

Name \_\_\_\_\_

# PRAYER CARD INSERT

Follow the directions your teacher gives you for creating Prayer Cards.

Something hard I have to do is...

Something that keeps me from  
getting close to God is ...

This is when I prayed to  
get my heart ready ...

- 
- 
- 
- 
- 
- 
- 

Something hard I have to do is...

Something that keeps me from  
getting close to God is ...

This is when I prayed to  
get my heart ready ...

- 
- 
- 
- 
- 
- 
-

# HEROES NEED HELP TOO

Think about Bible heroes and today's heroes. Where does their bravery come from? Write 8 questions you might ask Esther if you were a reporter writing an article about her actions to save her people. Then interview Esther. Write her answers on the back of the handout.

1. Question: \_\_\_\_\_

\_\_\_\_\_

2. Question: \_\_\_\_\_

\_\_\_\_\_

3. Question: \_\_\_\_\_

\_\_\_\_\_

4. Question: \_\_\_\_\_

\_\_\_\_\_

5. Question: \_\_\_\_\_

\_\_\_\_\_

6. Question: \_\_\_\_\_

\_\_\_\_\_

7. Question: \_\_\_\_\_

\_\_\_\_\_

8. Question: \_\_\_\_\_

\_\_\_\_\_

Name \_\_\_\_\_

# GOD IS ON THEIR SIDE

Work in small groups. Read the story of each person listed below. Summarize the story on the lines and tell how God helped him or her be more confident.

## 1. NOAH

Bible Location: \_\_\_\_\_

Summary: \_\_\_\_\_

\_\_\_\_\_

## 2. JONAH

Bible Location: \_\_\_\_\_

Summary: \_\_\_\_\_

\_\_\_\_\_

## 3. JOB

Bible Location: \_\_\_\_\_

Summary: \_\_\_\_\_

\_\_\_\_\_

## 4. ABRAHAM

Bible Location: \_\_\_\_\_

Summary: \_\_\_\_\_

\_\_\_\_\_

## 5. PETER

Bible Location: \_\_\_\_\_

Summary: \_\_\_\_\_

\_\_\_\_\_

Name \_\_\_\_\_



JESUS IS THE SAVIOR

Solve the puzzles below.

A	B	C	D	E	F	G	H	I	J	K	L	M	N	O	P	Q	R	S	T	U	V	W	X	Y	Z
												2						1							

		S		S															M						
19	18	1	23	1		25	3	1		22	9	21	8		24	8	3		2	3	8	15	18	21	
										S		M		S		M									
		9	8			5	13	21	24	1	26	2	3	1	2	9	21	8	24	8	15				

A	B	C	D	E	F	G	H	I	J	K	L	M	N	O	P	Q	R	S	T	U	V	W	X	Y	Z
21																2		14							

T		A							T			T							A						
14	8	20	21	4		13	25		14	15	5	14	8	22	25		8	9	20	21	7	13	20		
A		A				R		A											R		T				
21		1	21	7	13	8	2	15	21	1	16	5	5	25	16	8	2	25	14	8					
											R		T	T					R						
4	8	3		15	5	13	1	11	15	2	13	1	14	14	15	5	24	8	2	20					

Name \_\_\_\_\_

# FLIP STRIPS

**1 Jesus is baptized.**

**2 Jesus is tempted.**

**3 Jesus begins showing the power of God.**

**4 Jesus heals Peter's mother-in-law.**

**5 Jesus heals a man with skin disease.**

**6 Jesus heals a man who can't move.**

**7 Jesus heals people in great pain.**

**8 Jesus heals people shaking wildly.**

**9 Large crowds follow Jesus.**

Name \_\_\_\_\_

# THE POWER OF GOD IS IN YOU

Think about a situation or person that needs help. How can people help? Design a poster asking the community for help. Be specific.



Name \_\_\_\_\_

# CALL-IN QUESTIONS

Follow along as you read the Bible story together. As you listen to the presentation, write the answers that you hear.

**1. What is a parable?**

---

---

**2. Did Jesus discuss with smart people?**

---

---

**3. I've heard Jesus preached long sermons. Is that true?**

---

---

**4. Did Jesus answer questions about prayer?**

---

---

**5. Did Jesus teach both large groups and small groups?**

---

---

**6. Did Jesus use active learning techniques?**

---

---

**7. What did the crowds think of Jesus' teaching?**


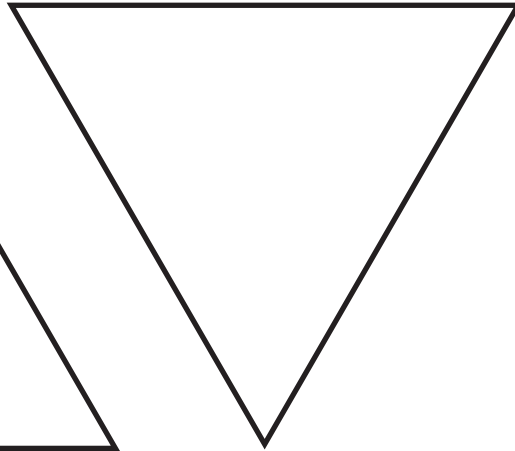
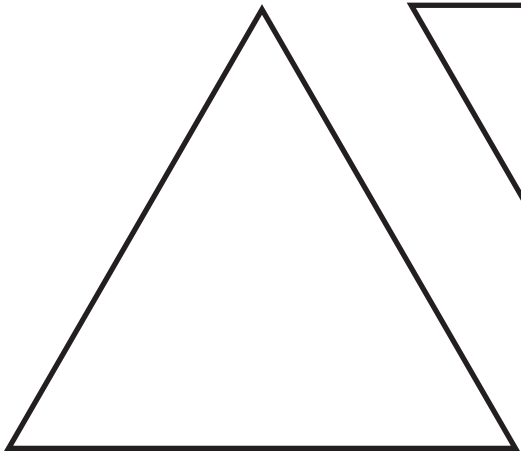


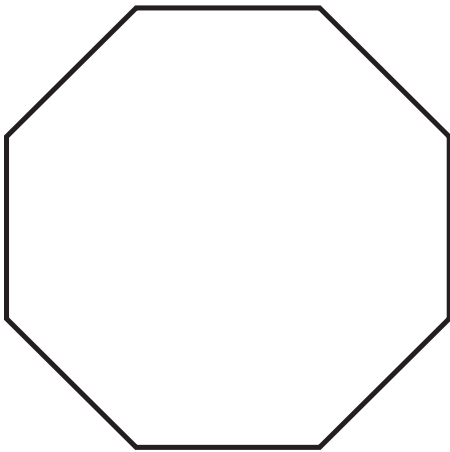
---

---

Name \_\_\_\_\_

# JESUS, THE TEACHER

Cut out the shapes and make extra if you need them. On one side of each shape write a question for Jesus. On the other side write Jesus' answer. Using a hole punch and unbent paperclip, create a mobile.



# JESUS, THE TEACHER

Name \_\_\_\_\_

# CREATE A FLOAT

With a partner, design a float and sign for Jesus. Make sure it reflects why he is deserving of such recognition. Make it beautiful.



Name \_\_\_\_\_

# BIBLE EXPLORE

Listen as your teacher reads to you. Then read the scripture shown in the specified section and answer the question completely.

**JOHN 14:1-3**

What does Jesus  
promise to his friends?

**JOHN 18:4-9**

Why did Judas  
come to the  
garden with  
Jewish leader?

**LUKE 22:55-62**

What did Peter do  
around the fire?

**MATTHEW 27:45-52**

What signs were there  
that Jesus' death was  
part of God's plan?

Name \_\_\_\_\_

# YES, JESUS LOVES ME TOO

Solve the puzzle. Look for words that are a part of the lesson this week. Remember that Jesus loves us all.

C H O I C E S A R T S D U H A Y B P P X  
 G Q Q S C K M E A S E A N O U V U T H P  
 S N G D B V V F F U R U D Z T N X T G T  
 N B Y V B E G O Y R I E G U I W X L J M  
 S H R R R Z Y R S T V W V S J N O S B N  
 R J V O K X K G E N G Y H O L O X V K X  
 E E F L S I Q I D G J M Y A S R E T E P  
 I S J Q M P E V A J E M E L A S U R E J  
 D U H P Q X M E S N M D U Z C D A M A T  
 L S X D L U J N T O Y B O F T Y G P H G  
 O I Q U X X K E H K V X E W M V Z V O V  
 S I V M P T R S I N S V C W W H D U C R  
 C B I G W I T S J J S K F R G N Z F M R  
 C J P T X C L M I F B E Y E C G L N H L  
 L C F A X I Z S F J V D N R H Z T H S Z  
 L J B I K S M Z C O A Q O K K E T B O S  
 P L C M K Z U R L G J S F V R Q A V A K  
 O Y L C Z L W K U H S Q G V P V Q V C T  
 O E M W S K F Q R Y F A U F B R I E E T  
 J M K G N B L S L T M P E K Y G J S U N

## WORD BANK

CHOICES  
 CROSS  
 FOREVER  
 FORGIVENESS  
 HEAVEN  
 JERUSALEM  
 JESUS  
 JUDAS  
 LOVE  
 PASSOVER  
 PETER  
 PUNISHMENT  
 SINS  
 SOLDIERS  
 TRUST

Name \_\_\_\_\_



# WERE YOU THERE?

Think about what it must have been like to witness Jesus rising from the dead! How wonderful an experience it must have been. Tell about what you might have seen. Explain how you felt and what you heard.

---

This image shows a blank sheet of white paper with horizontal ruling lines. The lines are evenly spaced and run across the width of the page. There are no margins, text, or other markings on the paper.

Name \_\_\_\_\_

# CLOUD-FIRE-LIGHT

As the class shares the story together, read along. Share with your family.

## CLOUD

After Jesus died and came back to life, he appeared to his friends many times.

Read Acts 1:4–5.

Jesus was giving his friends a big new job to do—to tell everyone about him! The Holy Spirit was going to help them do the job. Then it was time for Jesus to leave.

Read Acts 1:9–11

Then the people came to their senses and went to Jerusalem to wait, just as Jesus had told them to do.

## FIRE

One day the people who believed in Jesus were all gathered in one place.

Read Acts 2:2–6 to find out what happened.

Godly Jews from every country in the world were staying in Jerusalem. A crowd came together when they heard the sound of the believers speaking in all these languages. It was confusing, because everybody heard the words in their own language—all at the same time. The Holy Spirit was helping the believers tell the other people about Jesus. But some of the people thought the believers were just acting crazy. Peter, one of Jesus' friends, stood up to tell the crowd all about Jesus.

Peter explained that God had planned long ago for Jesus to die on the cross and then be raised from the dead. And God had promised the Holy Spirit, and now the Holy Spirit had come. Many people started believing in Jesus because of what happened that day.

## LIGHT

Things got pretty exciting after that. Believers worshipped and prayed together. They shared meals together in their homes. They shared everything they had. They were a brand new community. However, the religious leaders who hated Jesus didn't like his followers either. They tried to stop anyone else from believing in Jesus by scaring people or even killing them just for believing in Jesus.

A man named Saul became very good at finding and hurting people who believed in Jesus. A lot of the believers went to other cities so they would be safe. But Saul looked for them everywhere. One day he was on his way to the city of Damascus to find Christians and cause trouble for them. He planned to take them prisoner and bring them back to Jerusalem.

Read Acts 9:3–9.

God spoke to another man in Damascus. His name was Ananias.  
God sent Ananias to see Saul and heal his blindness.


Read Acts 9:17–19.

After this, Saul changed his name to Paul to show he was a different person.

He traveled all over the place telling people to believe in Jesus.


# TANGRAMS STORY

Listen again as the class reviews the week's Bible lesson. Using your tangram shapes and working with a partner or small group, create a scene from the story.



# THE GIFT OF THE SPIRIT

Look at the tongue of fire. It symbolizes the Holy Spirit in us. In the flame, write words that describe how the Spirit is working in your life today. Color and share.



Name \_\_\_\_\_

# PAUL'S LETTERS

Follow the teacher direction to make Letter Bundles ... letters that Paul wrote to the new believers.  
Listen as the letters are read to you.

Dear Friends in Corinth,

There is one body. But it has many parts. Even though it has many parts, they make up one body. ...

The body is not made up of just one part. It has many parts. Suppose the foot says, "I am not a hand. So I don't belong to the body." It is still part of the body.

If the whole body were an eye, how could it hear? If the whole body were an ear, how could it smell? God has placed each part of the body just as he wanted it to be.

You are the body of Christ. Each one of you is part of it.

Paul (1 Corinthians 12:12–18, 27)

Dear Friends in Thessalonica,

We always thank God for all of you. We pray for you. We never forget you when we pray to our God and Father. Your work is produced by your faith. Your service is the result of your love. Your strength to continue comes from your hope in our Lord Jesus Christ.

Brothers and sisters, you are loved by God. We know that he has chosen you. Our good news didn't come to you only in words. It came with power. It came with the Holy Spirit's help. He gave us complete faith in what we were preaching. You know how we lived among you for your good.

Paul (1 Thessalonians 1:3–5)

Dear Friends in Thessalonica,

The Lord himself will come down from heaven. We will hear a loud command. We will hear the voice of the leader of the angels. We will hear a blast from God's trumpet. Many who believe in Christ will have died already. They will rise first. After that, we who are still alive and are left will be caught up together with them. We will be taken up in the clouds. We will meet the Lord in the air. And we will be with him forever.

So cheer each other up with these words of comfort.

Paul (1 Thessalonians 4:16–18)

Dear Friends in Corinth,

Love is patient. Love is kind. It does not want what belongs to others. It does not brag. It is not proud. It is not rude. It does not look out for its own interests. It does not easily become angry. It does not keep track of other people's wrongs.

Love is not happy with evil. But it is full of joy when the truth is spoken. It always protects. It always trusts. It always hopes. It never gives up.

Paul (1 Corinthians 13:4–7)

Dear Friends in Galatia,

The fruit the Holy Spirit produces is love, joy, and peace. It is being patient, kind and good. It is being faithful and gentle and having control of oneself. There is no law against things of that kind.


Those who belong to Christ Jesus have nailed their sinful nature to his cross. They don't want what their sinful nature loves and longs for.

Since we live by the Spirit, let us march in step with the Spirit. Let us not become proud. Let us not make each other angry. Let us not want what belongs to others.

Paul (Galatians 5:22–25)

# BREAK THE CHAINS

Look for encouraging words from Paul and others who helped spread the news of God's love. Write several in the links of the chain. These are the words that help to break the chain of sin and turn us toward God!



Name \_\_\_\_\_

# SHIPWRECK WORD SEARCH

Find the words from the Word Bank in the puzzle and circle them.

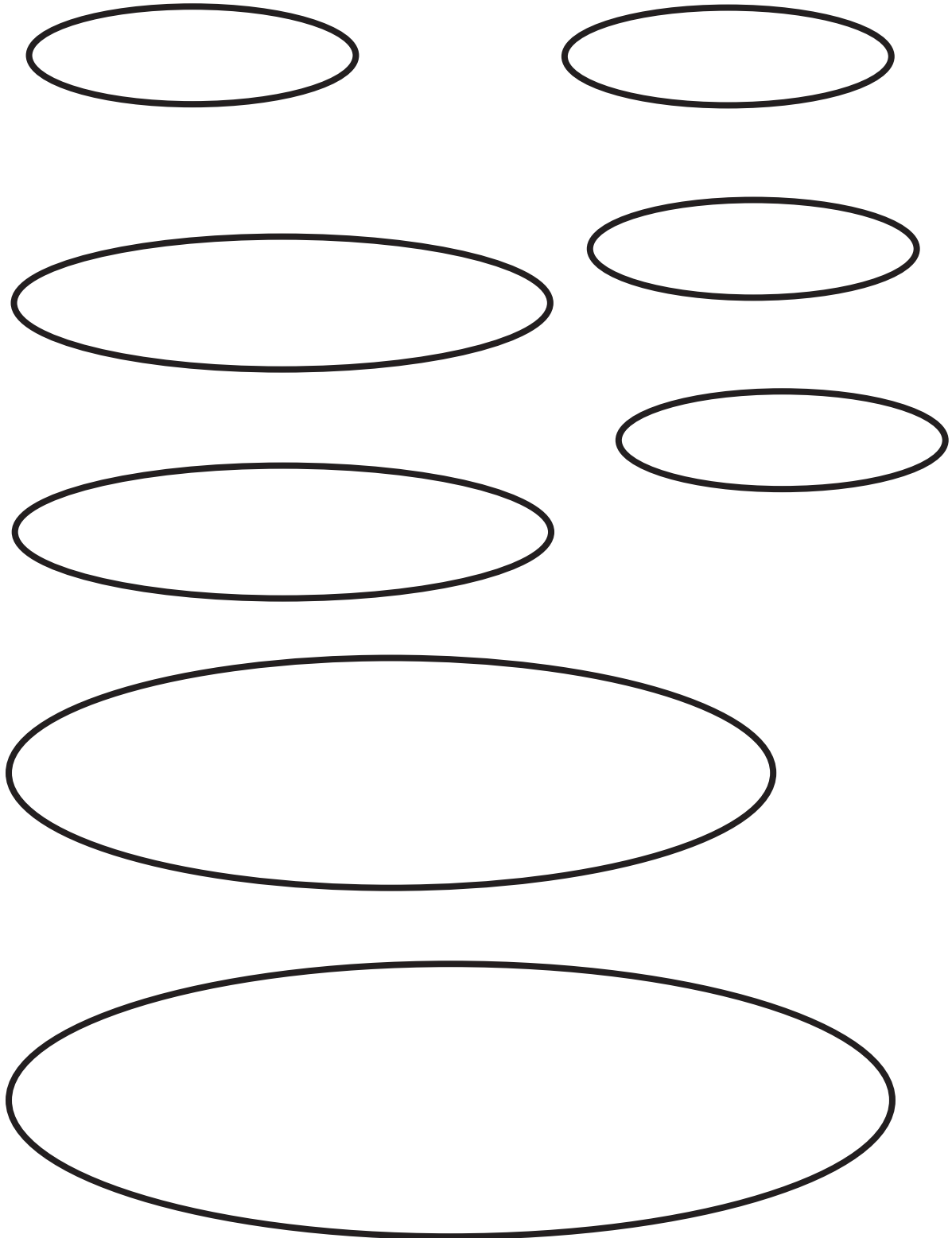
E S O U J N N D Q G N X D P H W C N S E  
 D U J F R E I H W T N A S T B U Y A A D  
 Y I L U F Z R E H E X U J Y G Q J N I C  
 W L T M D I A U Y X S T I R I P S Y L I  
 Z U S F B T C C S E D M I L E T U S I M  
 R J D R H I S E H A R N K L K X H Q N W  
 L J N E E C N P R E L C A Q U O T D G R  
 Y W R Q U I E C T E I E Q L R A E D W O  
 E K N H B F D T K S O Z M E S J P P P M  
 M O Z D G B E L F K V K Q M U I R D L A  
 O N U B U L H I O K E L Q N C I W F N N  
 R F A F X B F D Y S R S E V S I K T J M  
 E B Y C G G G Z O V B J I O T S M D E D  
 O Z L C N W W W G M O Q N X K R O U W C  
 M Z R B G U V Z N Z A E L W W E T X H M  
 G A G Y U M F I B R R Y Q Z W B N T G S  
 D M L V W C I D U S D K C E R W P I H S  
 H G G T V E Y K J C U E F G N Y L O H R  
 A G P J A B U C R O W D J P H N W Z P M  
 O J H I U V U C P D X F D B U R T O Q L

## WORD BANK

CITIZEN  
 CROWD  
 EPHESUS  
 HOLY  
 ISLAND  
 JERUSALEM  
 JULIUS  
 LETTER  
 MALTA  
 MILETUS  
 OFFICER  
 OVERBOARD  
 PAUL  
 PRISONERS  
 ROMAN  
 ROME  
 SAILING  
 SHIPWRECK  
 SHORE  
 SICK  
 SOLDIERS  
 SPIRIT  
 WEATHER

Name \_\_\_\_\_

# EYE TEMPLATE





Solve the cryptogram puzzle below. It is a true Revelation for us!

[illegible]

## A Bible Truth!



Name \_\_\_\_\_