









GOING ON A TRIP


Abraham and Sarah obeyed God and went on a long trip! They saw many interesting things on their trip. Match the objects in the left column with the same object in the right column.



Name _____

GOD GIVES US A HAND

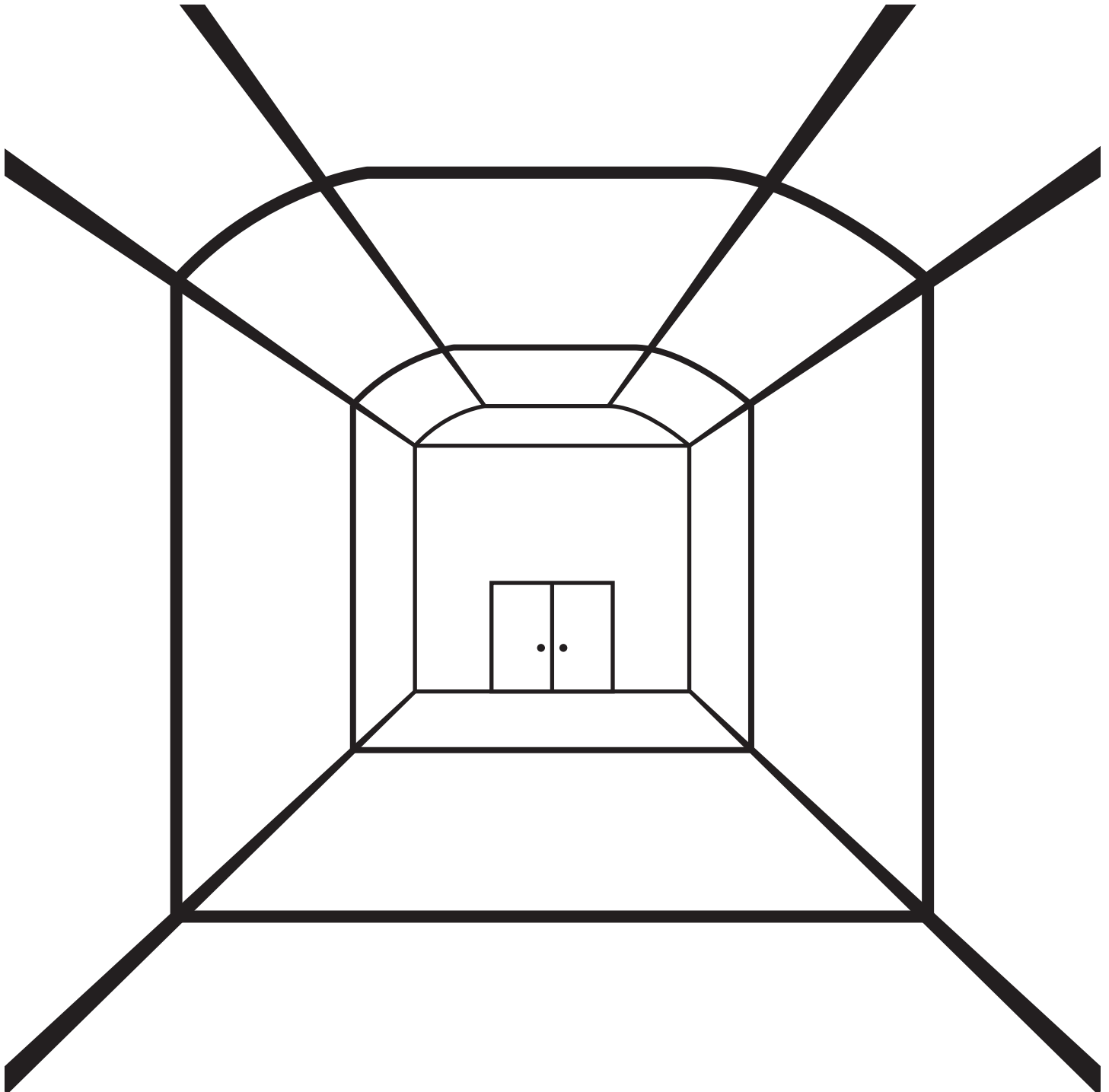
When we obey and trust God, he will help us. He is always ready to give us a hand!



Name _____

JOSEPH'S STOREHOUSE

God took care of Joseph, and God will take care of me!



Name _____

JOSEPH AND HIS COLORFUL COAT



MOSES TO THE RESCUE!

Moses worked with God to rescue the Israelites from the Pharaoh. Color this picture of Moses and Pharaoh. Moses was God's helper.



Moses was God's helper.

Name _____

THE TEN COMMANDMENTS

Listen as your teacher reads the Ten Commandments to your class. Color the tablets.




Name _____

THE CLOUDY MOUNTAIN

Moses led God's people through the desert. They came to a mountain. A storm raged and thick clouds covered the mountain. God called Moses to come up the mountain through the thick clouds to get the Ten Commandments. Moses obeyed.

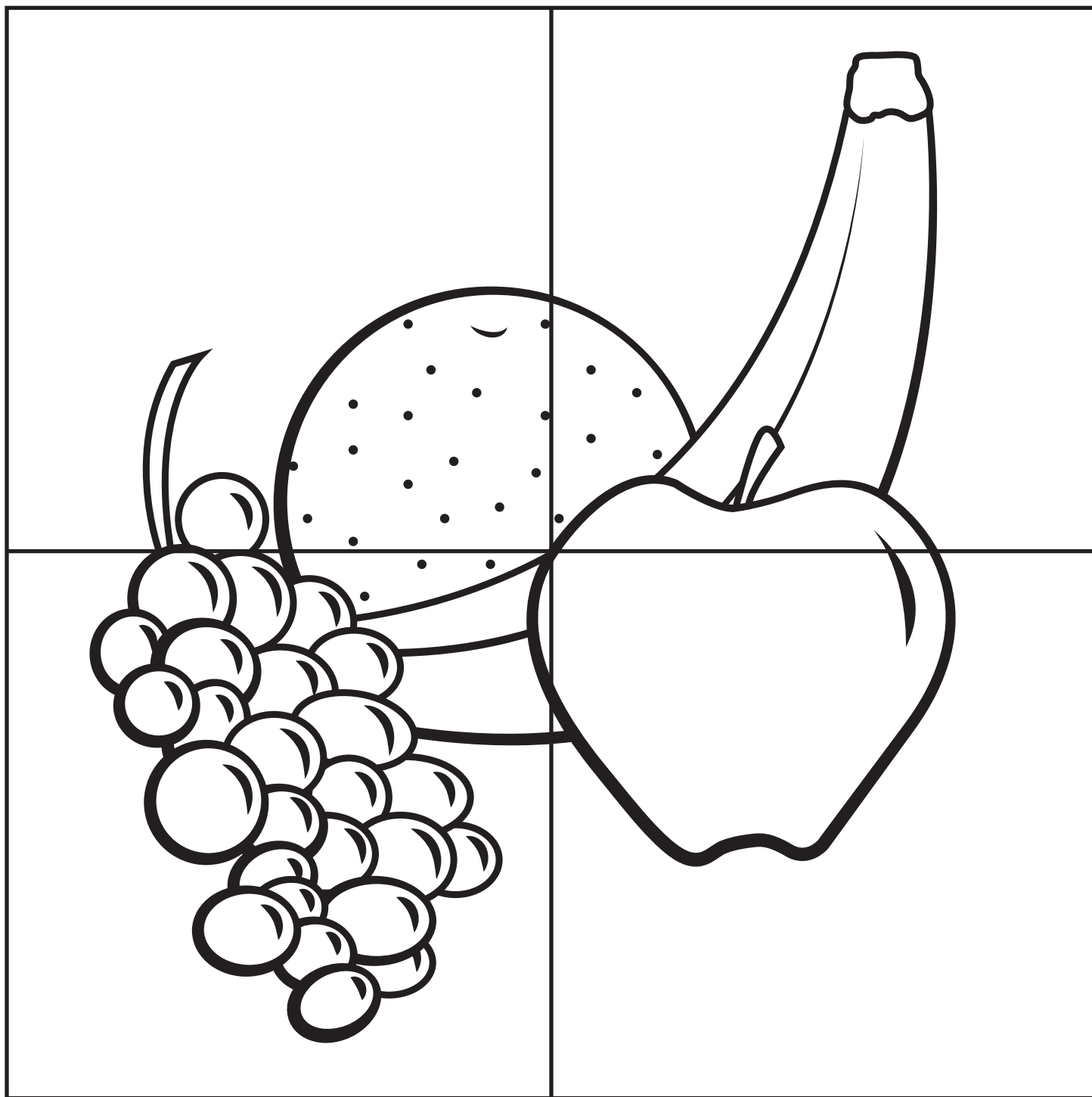
Use shaving cream to create the cloud that covered the mountain.



Name _____





PROMISE PUZZLE

God promised his people a land with plenty of food. Caleb and Joshua believed God's promise. You can believe God's promises, too! Color the picture, then cut it into four pieces to create your own puzzle.



THANK YOU, GOD, FOR EVERYTHING


God has given us everything! Do not forget to thank him. Draw and color pictures of four things God has given you.



Name _____

I HAVE HELPING HANDS!

Have a teacher trace your hands. Then, color and decorate them.
This week, remember to help others with your helping hands!



Name _____

HELPING STICKS


Today, your child learned that even though Samson disobeyed God, he turned back to God and asked him for help. We learned that we can ask God for help, too!

We also learned that we can help others. To apply that lesson to life, your child made a bundle of "Helping Sticks." On each stick is the name of someone your child can help. Each day, choose a stick with your child, and guide them in finding a way to help that person. It might be as simple as helping Mommy put napkins on the table, or helping an older sibling feed the family pet.

Have fun as you teach your child the value of helping others!

A STRONG MAN

God gave Samson strength. In fact, the Bible tells us Samson fought a lion—and won! Color this sheet to help you remember that God gave Samson strength, and he can give us strength, too!



Name _____

THANK YOU FOR YOUR KINDNESS

Think about someone who is kind to you. Is it your mother? Your dad? Your brother or grandma?
Color this sheet and decorate it, then give it to a kind person.

THANK YOU,
YOU
ARE KIND!

Name _____

GOOD JOB, BOAZ AND RUTH

Do you remember the story about Boaz and Ruth? Color the picture below to help you remember. Share the story at home!



Name _____

SAMUEL TALKS TO GOD

How do you pray? Do you pray out loud? Do you whisper to God? Do you kneel? Look at Samuel talking to God. Color the picture.



Name _____

SPEAK LORD

Read the words together. Shout the words together. Now color the words. Teach your family how to pray and listen to God.

SPEAK

LORD!

I AM

LISTENING!

Name _____

BRAVERY TAGS

MY BRAVERY STONE

This small stone is a reminder that David defeated the giant Goliath with five small stones. God helped David be brave.
You can ask God to help you be brave, too.

MY BRAVERY STONE

This small stone is a reminder that David defeated the giant Goliath with five small stones. God helped David be brave.
You can ask God to help you be brave, too.

MY BRAVERY STONE

This small stone is a reminder that David defeated the giant Goliath with five small stones. God helped David be brave.
You can ask God to help you be brave, too.

MY BRAVERY STONE

This small stone is a reminder that David defeated the giant Goliath with five small stones. God helped David be brave.
You can ask God to help you be brave, too.

FIVE SMOOTH STONES

David asked God to help him be brave. God gave him the bravery to fight a giant with just five small stones. David beat the giant! Color these stones to help you remember that you can ask God to help you be brave.



God



Love



Parents



Friends




Prayer

Name _____

I AM BRAVE

We are all brave! God gives us strength and helps us to be brave. Here is a time that I was brave like David.



Name _____

KING DAVID IS SORRY

King David was very sorry he did wrong. He told God that he was sorry and God forgave him! God will forgive me, too!



Name _____

A PLACE TO TALK WITH GOD


Talking with God is important. Where can you go to talk with God? Draw and color a picture of your church.



Name _____

KING ASA'S CROWN

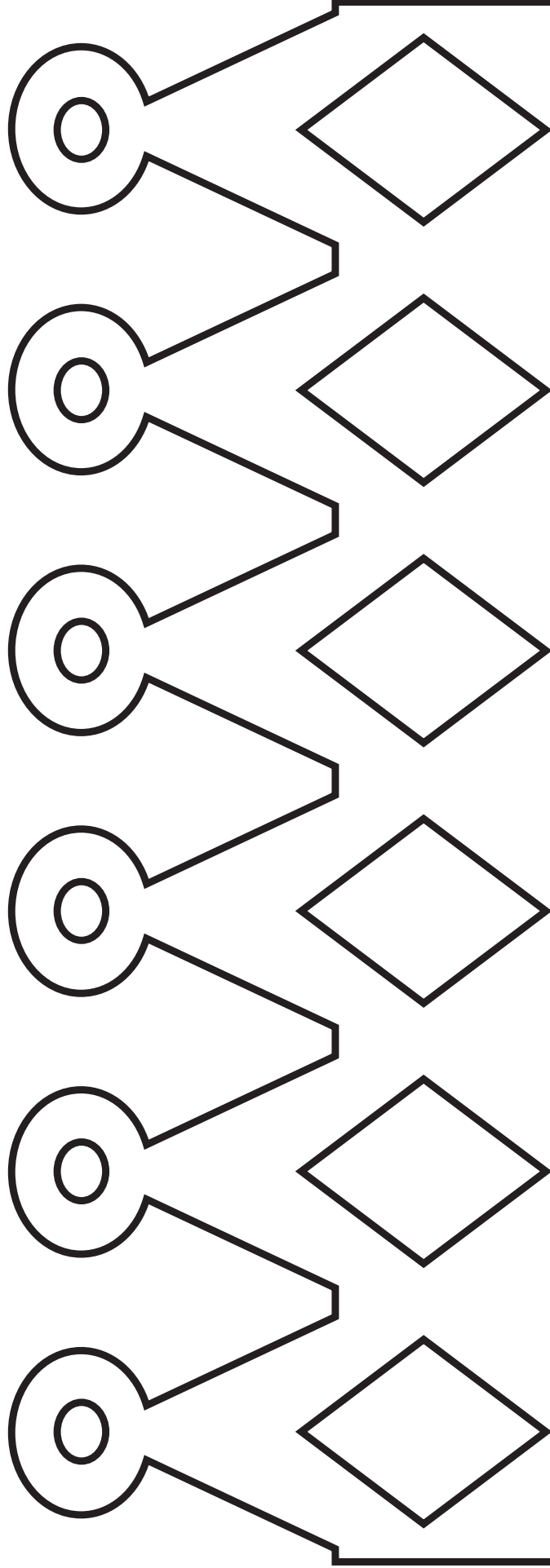
"Asa did what was right in the eyes of the Lord." (1 Kings 15:11) Decorate King Asa's crown.



Name _____

ASA FOLLOWED GOD SCROLL

Decorate the sheet and then make it into a scroll. Back when Asa was king, God's Word was written on scrolls instead of in books like we have today. Let your scroll remind you of King Asa, and how he loved and followed God.



"Asa did what was right in the eyes of the Lord." 1 Kings 15:11

Name _____

ELIJAH AND ELISHA HAVE FAITH

Elijah and Elisha knew that God would always help. Color the picture below. Take it home to share the story with your family.



Name _____

MESSAGES FROM GOD

Teacher instructions: Photocopy this page. Make sure you have at least one card per child. You may need to make several copies. Cut the cards apart and put them in your bucket so the children can dig for their messages from God.

God doesn't give up on his people, and he won't give up on you!	God heard Hannah and Samuel and God hears your prayers, too.
God helped Elijah and Elisha, and God will help you, too!	Ruth and Boaz were kind. God is happy when you are kind!
Solomon asked God to help him know right from wrong. God will help you make right choices, too.	God loves you all the time!
When you tell God you are sorry, he will forgive your mistakes.	God loves you no matter what!
God helped David be brave and he can help you be brave, too.	Caleb and Joshua believed God's promises. God keeps his promises to you, too!

ISAIAH TALKS


Think about the message that Isaiah brought to us. Color this picture. Tell your family about Isaiah.



Name _____

GOD ALWAYS LOVES ME


When you look at this heart, remember that God always loves you!



Name _____

GOD LOVES ME DOT-TO-DOT

Connect the dots. Hang up this activity sheet at home to remind you that God loves you.



Name _____

GOD SENDS PROTECTION



Look at Daniel. Is he scared to be with the lions? He prayed and God sent help. Add a picture of the special help God sent to Daniel. Color the picture.



Name _____

NEVER STOP PRAYING


Circle the pictures of times you can pray to God. Then color the pictures.



Name _____

GOD'S PEOPLE PROMISE

This is the temple that God's people promised to build. Color the temple. Tell your family about God's promise to always take care of his people.



Name _____

QUEEN ESTHER









God helped Queen Esther with a hard job. He will help us, too. Color Queen Esther. Tell someone at home about her.



Name _____

QUEEN ESTHER'S FEAST MATCHING GAME

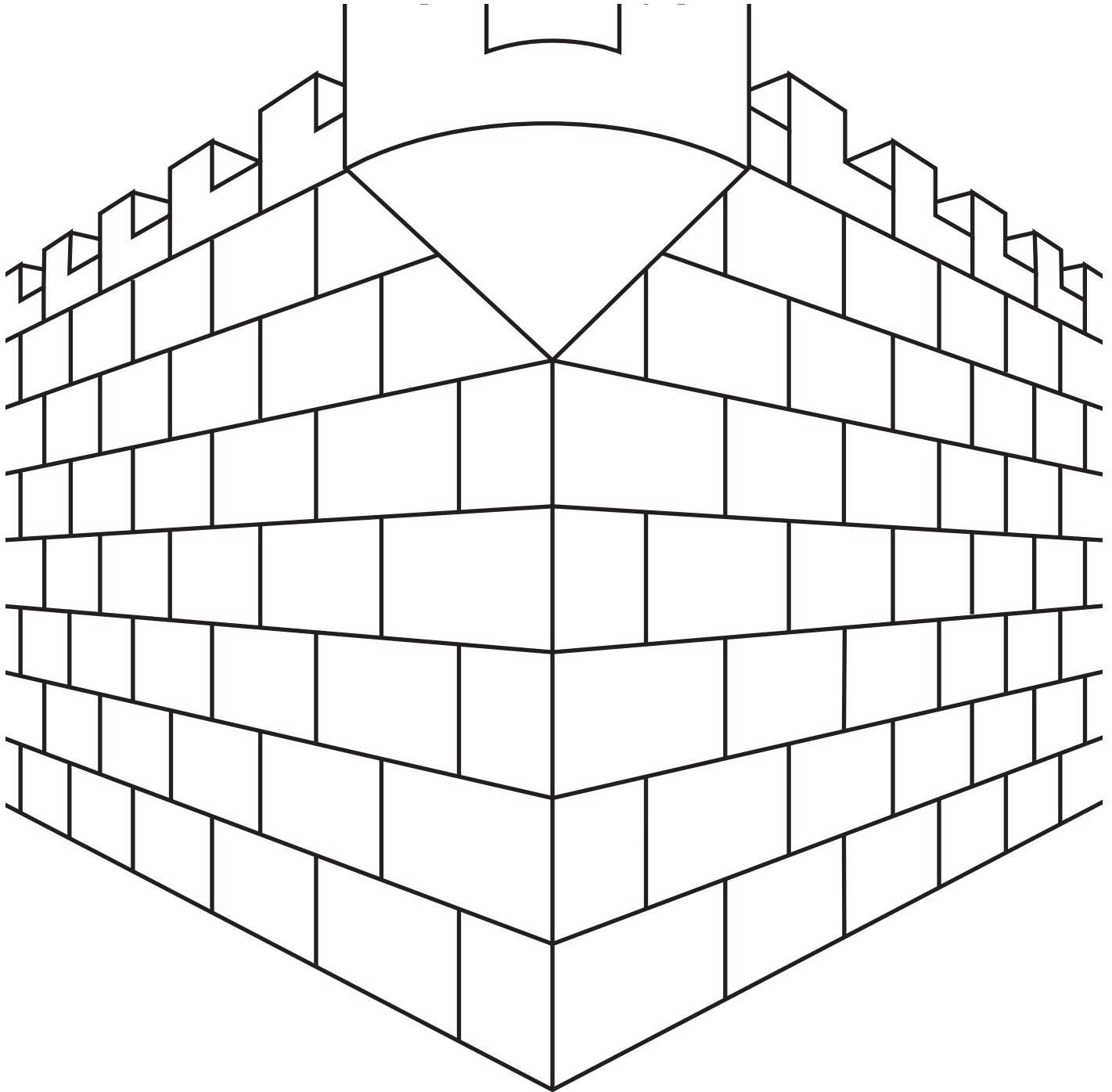
Queen Esther made a huge feast with many foods for the king and Haman. Draw a line from the item in the left-hand column to the matching item in the right-hand column. Color the foods.



Name _____

REBUILDING THE WALL


With Nehemiah leading them, the people of Jerusalem rebuilt the city wall. Build your own wall by placing sandpaper underneath this sheet. Rub over the wall with a crayon to make the bricks look real.



Name _____

THANK YOU, GOD!


It is great that God is on our side. He helped Nehemiah and the people. Color Nehemiah as he works with God's help.



Name _____

WALL OF JERUSALEM MOBILE CARDS

Color and cut out the cards. Punch a hole in each. Using yarn or ribbon, attach the cards to a hanger to create a mobile for your room.



GOD'S MESSENGERS

Look at the angel. Angels were special messengers that God sent to Earth. Color this angel.



Name _____

OUR SAVIOR HAS COME

Think about how special it was when Jesus was born! Color this picture of Jesus and his family and friends.



Name _____

GOD'S POWER ON EARTH

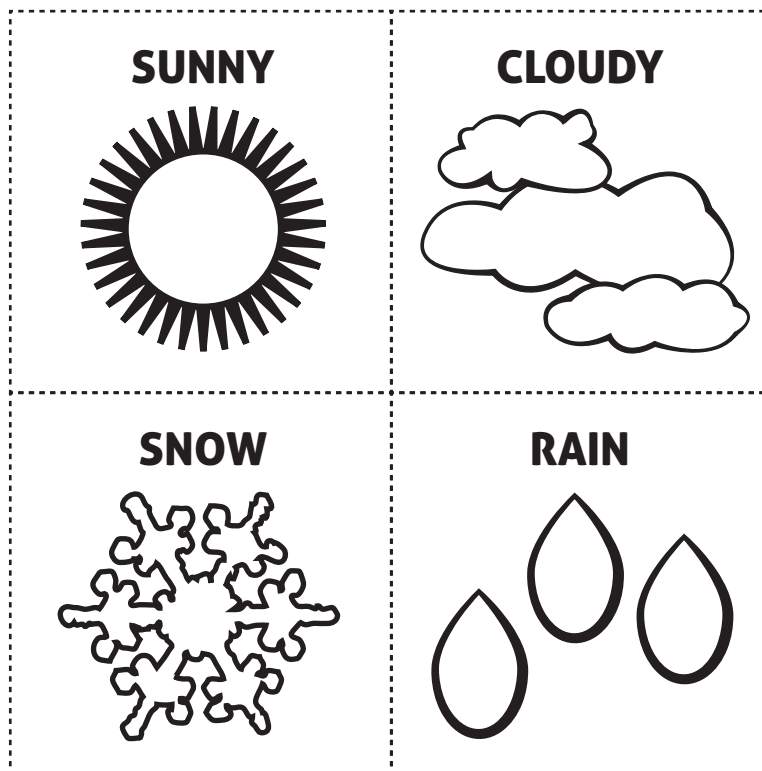
Jesus did many things on Earth. He showed people God's power and love. Color this picture of Jesus. Share a story about Jesus with your family.



Name _____

WEATHER WHEEL CARDS

Color and cut out the cards. Glue them to your paper plate to create a Weather Wheel. Use this to remember that God is powerful—he even controls the weather!



JESUS TEACHES

Jesus told stories to teach his friends. One story was about a man that was a good helper to his neighbor. Color this picture of the Good Samaritan.



Name _____

JESUS LOVES CHILDREN


When Jesus was on Earth, he loved the little children. He loves you, too! Color the picture to help you remember the story of Jesus and the children.



Name _____

JESUS LOVES US



Use the hearts your teacher provides to create a fun picture. Give it to someone you love to remind them that Jesus loves them, too!



Name _____


JESUS' SACRIFICE MATCHING GAME

Color and cut out the matching game cards. Then, lay them out on a table and turn them over so the pictures don't show. Flip them over two at a time to see if you can find a match.



MY SAVIOR


Thank you for your love, dear Jesus! You are my Savior. Color this poster. Never forget how much he loves you!



Name _____

THE RIGHT KEY

Who is the key to our getting into heaven? Color the lock and key. Take the picture home to share with your family.



Name _____

JESUS IS RISEN!

When Jesus rose from the dead it gave us new life. That new life is in heaven! What is heaven like?
Draw a picture of heaven.



Name _____

COME, HOLY SPIRIT



The Holy Spirit is another great gift from God. Pray that the Holy Spirit will come into your heart. Color the picture.



Name _____

COME TOGETHER

Photocopy these Stop Signs onto red cardstock paper and cut out one per child in your class. You will use them during the "Come Together" activity of Lesson 29.



COME TOGETHER

Photocopy these Go Signs onto green cardstock paper and cut out one per child in your class. You will use them during the "Come Together" activity of Lesson 29.



GO



GO

MAKE THE RIGHT CHOICE

What is right? What is wrong? Look at the pictures. X the pictures that show a wrong choice. Color the pictures that show a right choice.



Name _____

PAUL AND SILAS

Talk about Paul and Silas. They helped people learn about God's love. Color the picture.



Name _____

GOD LOVES YOU HEARTS

Photocopy these hearts onto red or pink cardstock, and cut them out to use in the Option 5 craft.



**GOD
LOVES
YOU!**



**GOD
LOVES
YOU!**

PAUL IN A STORM


Paul served God. He was brave and loved God. Color this picture of Paul in the storm.



Name _____

HEAVENLY PALACES

We don't know exactly what heaven is like, but we know it is better than anything we can imagine! As you color the picture, think about what you think heaven will be like.



Name _____